

Welcome to our Rose Talk!



**Download
Slide Deck**

skynursery.com/resources/



**Email for Annual
Rose Shipments**

skynursery.com/newsletter-signup/



**Rose List, Care
etc.**

skynursery.com/roses/




SUCCESSING WITH ROSES

with Taylor, Tree & Shrub Team



A Quick Poll

- 1. Types of Roses**
- 2. Basic Rose Care – Soil/Water/etc.**
- 3. Rose Pruning**
- 4. Pests & Disease**
- 5. Styling a Rose Garden**



ROSE TYPES

1



HYBRID TEA

Most fragrant

Long lasting

Reblooming

Excellent cut flowers



FLORI- BUNDA

Generally shorter

Dense, Abundant
Flower Clusters



'Queen Elizabeth'

GRAND- IFLORA

Cross between Hybrid Tea
& Floribunda

Generally the tallest of
modern roses

Large, abundant blooms



SHRUBS

Low & densely growing

Great for hedges or
groundcovers



MINIS

Smaller version of
Hybrid Tea roses

Excellent container plants

'Therese Bugnet'

RUGOSA

Very hardy & resilient

Often have pronounced
rose 'hips'

Can create
thickets



'Sweet Drift'



GROUND -COVERS

Spreading type

The least maintenance
required



'Roald Dahl'

DAVID AUSTIN

Renowned English
Rose Breeder

AKA 'English Roses'

Classic look with
modern resilience



CLIMBERS

‘Sports’ or favorable genetic mutations of other varieties.

Lack tendrils; support is required



TREE AKA 'Standard'

Combination of 3
different rose parts:

1. Rootstock
2. Trunk
3. Desired Flower

Not as cold hardy as other
varieties or their parts.

BASIC CARE

A large bush of vibrant red roses in full bloom against a clear blue sky. The roses are densely packed and show various stages of opening. The background is a solid, bright blue sky with a few wispy clouds on the left side.

2

Transplanting

Early or late Winter – Ideal timing

- Reduce plant size
- Save as much root as possible
- Crisis aversion
- Graft above soil line



OWN ROOT



GRAFTED

Location

Full Sun – 6+ hrs of Sunlight

Well Draining Soil –

Do a drain test, amend the soil if needed

Dig a hole twice as big as the container for best results



Watering

New Plantings <1 yr
require more watering

Best Practice:

Less frequent, but deeper
waterings: Roots follow water



Fertilizing

WHAT? Organic, Granular, Slow Release with a 'close' N-P-K ratio

WHEN? After leaves begin to emerge, after pruning and approx. 2 months before frost

WHY? Flowers need a lot of energy to bloom! Roses are 'heavy feeders' like veggies.



Winterizing

For temps below 20°
(Not common in the Northwest)

Protect the Roots!

Compost, Burlap, & Mulch

**Remove coverings once
frost passes** Gloved hand or
water stream to even out layer





PRUNING BASICS

3

Why Bother?

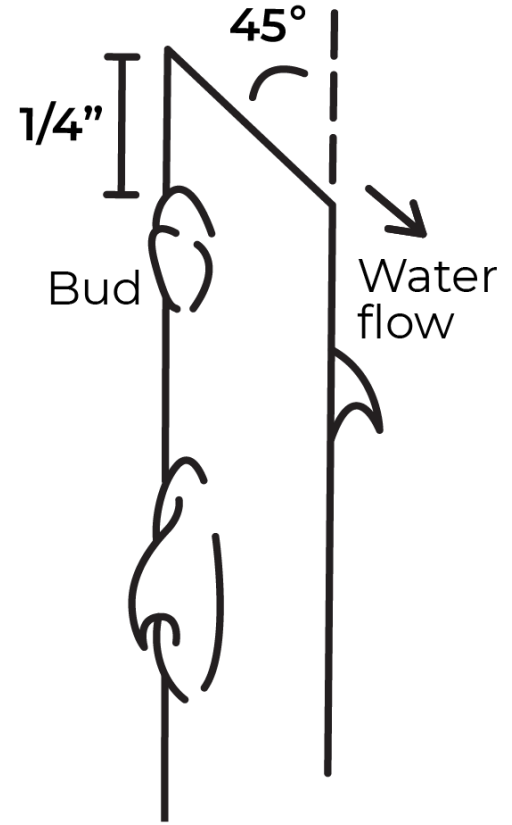
Pruning helps you maintain a healthy growth habit and size while reducing the risk of pests & disease.

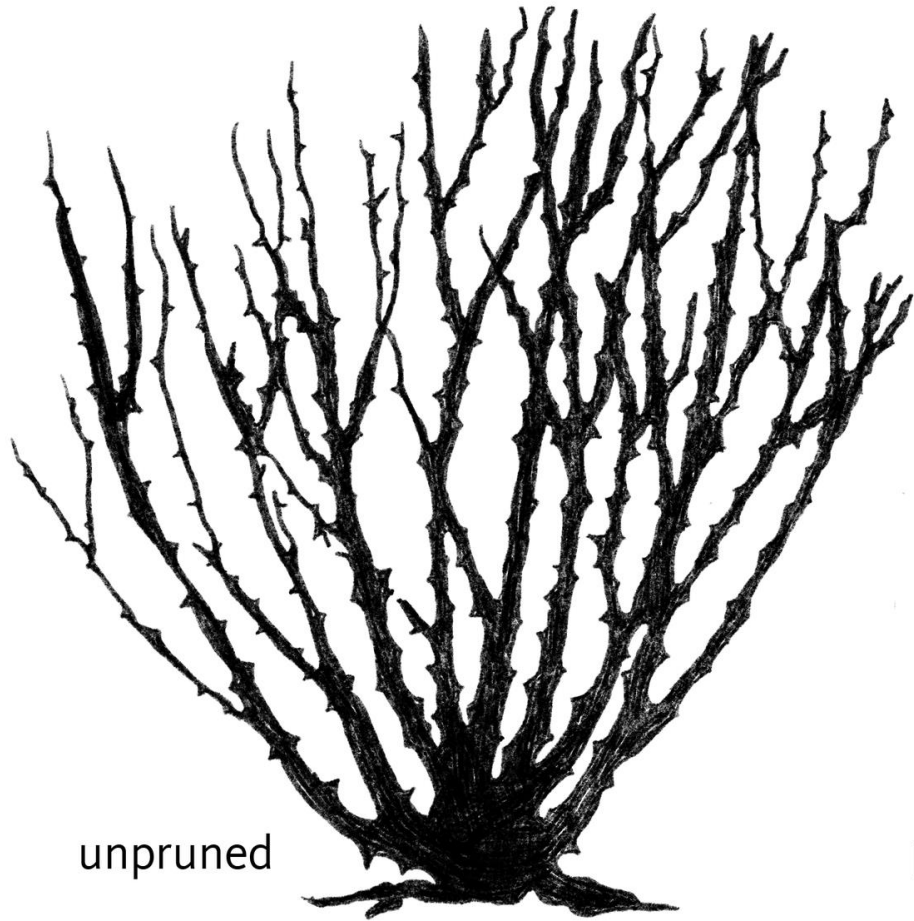
2 Types: Winter Pruning
Summer Deadheading

Pruning - WINTER


Making bud cuts

**Rose canes don't
get larger**





unpruned



pruned

Don't be afraid to go for it:

**“You can't kill a
rose by pruning it.”**

- Cas Turnbull

Deadheading - SUMMER

Can promote new flower buds

**Minis, Shrubs, Groundcovers
can be shorn**

**On modern roses, cut back
to promote second bloom**



Pruning by Type

'Modern' Roses Hybrid Tea, Floribunda, Grandiflora, & David Austin

Prune Annually, mid-late Winter

Blooms on 'new' wood

Keep 5-6 strongest stems in an open vase shape

More vs. Less?

David Austin: Reduce by $\frac{1}{2}$ after first growing season

Pruning by Type

'Old Garden' Roses (Cultivated before 1867)

Prune only after flowers are done blooming

Blooms on 'old' wood

Additional pruning for shape maintenance.

Pruning by Type

Climbing Roses

Prune only after flowers are done blooming

Blooms on 'old' wood

Leave 6-8 stems to maintain fullness

For new plants, 3-4 stems is fine

Pruning by Type

Miniature, Shrub & Groundcover Roses

It's okay to 'sheer' these types with a trimmer

Cut back to size to maintain, thinning internal branches for airflow as needed



Pests & Disease

4



DON'T

PANIC

Insects

Aphids

Common on
new rose growth

Solution:

Physical removal &
insecticidal soap



Insects

Caterpillars

Many different types

Solution: Bt Bacteria
– must be ingested
by the caterpillar!



Pathogens

Fungus Powdery
Mildew & Black Spot

These are common,
but if they take over,
that's when you need
to intervene



Pathogens

Viruses

Rare in NW

No cure, they do not
spread naturally

If desired, you can
remove the rose



ROSE GARDENS

A lush garden scene featuring a central fountain, a stone path, and numerous potted plants, with a dense forest in the background. The fountain is a dark, ornate structure with water spraying upwards. The path is made of light-colored stone tiles. The garden is filled with various plants, including palm trees, cacti, and other tropical-looking species. The background is a dense forest of tall trees.

5

Washington Park International Rose Test Garden



Sarah P. Duke Gardens



Companion Planting

Be Sure to Consider:

1. Similar growing conditions
2. Complimentary height
3. The Color Scale –
 Pink, red, white
 Yellow, blue, purple,
 white, & orange



Companion Plants



CLASSIC ROSES

HYBRID TEA
FLORIBUNDA
& GRANDIFLORA

Timeless favorites,
often with excellent
fragrance, ideal for
cut flowers

A-Z

Chihuly



FLORIBUNDA

BLOOMS

Yellow, pink &
orange

GROWTH HABIT

4' wide x 4' tall

Seattle Rose Society Pick

FRAGRANCE



DISEASE RESISTANCE



ROSES

A Classic Bloom for a Reason

[2026 Rose List](#)[Understanding Rose Types](#)[Care Tips](#)

Types of Roses

New to roses? Need a refresh? No worries, we're here to help. Whether you want a classic fragrance, thousands of blooms, or tasty rosehips, there's a kind of rose to meet your needs and add beauty to your garden.





Thank you! Questions?



**Download
Slide Deck**

skynursery.com/resources/



**Email for Annual
Rose Shipments**

skynursery.com/newsletter-signup/



**Rose List, Care
etc.**

skynursery.com/roses/